

If you have any questions, please contact me at jamie@teachmommyteach.com

Thank you for downloading!

You May:

- use these resources in your own home or classroom for non-commercial use.
- print as many copies as you would like.
- share the website link, <https://teachmommyteach.com/>, where this printable can be found, so that others can download the file.

You May NOT:

- sell, give away, or share a printed copy. Each person should download separately and print.
- print out a copy for multiple teachers, as in an entire school, co-op, or other group. Each teacher should download separately and print.
- link directly to the pdf. Instead, link to the page on <https://teachmommyteach.com/> or <https://teacherspayteacher.com/> where you found the download.
- claim this or any part of this printable as your own.
- alter this printable and claim it as your own.
- host any of the files on your personal or other websites that can be shared with others.
- Upload this resource to any file sharing sites

Credits!! Thank you Speaking of Images and Open Clipart!



<https://www.teacherspayteachers.com/Store/Speaking-Of-Images>



<https://openclipart.org/>

Set 4 Book 8: Max and the Tom Cats

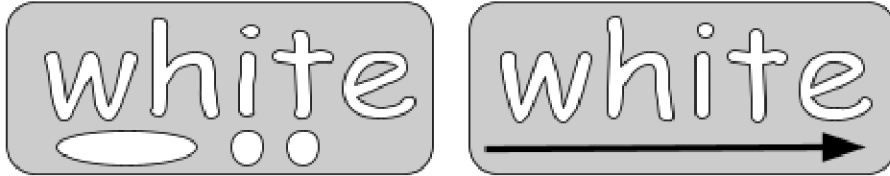
Pre-Reading Worksheets

Your child will review the QU, OO and IGH digraph. Your child will be introduced to vowel-consonant-e words. Your child will practice reading high frequency words and words with irregular spellings.

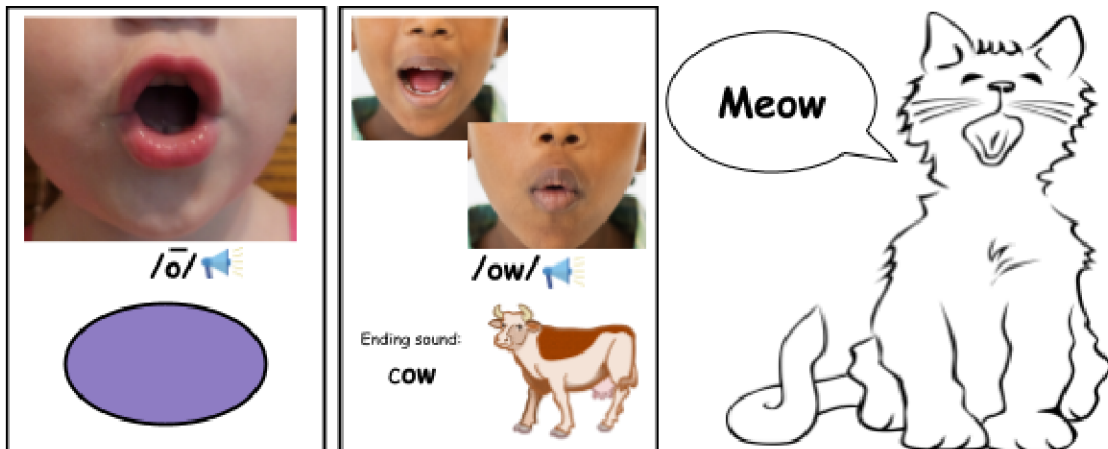
Name: _____

The vowels are **A, E, I, O,** and **U.** All of the other letters are consonants. When a word follows a **vowel-consonant-letter E** pattern, the **vowel** will represent a **long vowel sound** and the **e** will be silent.

Practice sounding out the word below.



OW can represent a **long o sound** or an **ow sound**. A cat says, "Meow!" Does the **OW** in *meow* represent a **long o sound** or an **ow sound**? Circle the picture of the mouth that is saying the correct sound for the **OW** in *meow*.



EA often represents a **long e sound**. **EE** represents the **long e sound**. Sometimes **E** at the end of a syllable will represent a **long e sound**. Practice saying the **long e sound** using the picture of the mouth below. Then read the following words. Color the grapheme (letter or letters that represent 1 sound) that represents the **long e sound**.



meow
me-ow
e-ow

re-ow
bre-ow

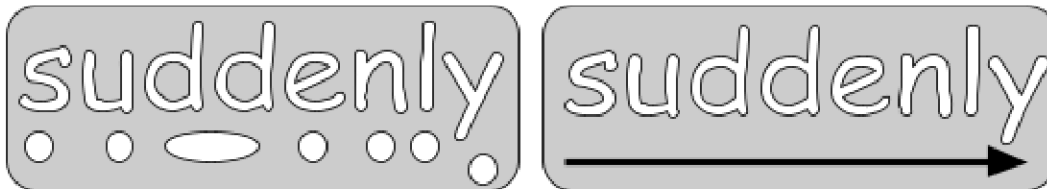
see
tree
hear

Name: _____

The **y** at the end of most 2 syllable words represents a **long e sound**. Practice saying the **long e sound** using the picture of the mouth below.



Sound out the following word. Remember the **y** will represent the **long e sound**.



Read the short story below. Circle every grapheme (letter or letters that represent 1 sound) that represents the **long e sound**.

Mommy and Daddy did not see my cat.

"Meow," said my cat.


"I hear that cat! That cat is in a tree!" said Mommy!

Suddenly, my cat jumped down from the tree.

"Meow," said my cat as she hugged Mommy!

Name: _____

Words that end in EY will always represent a **long e sound** or a **long a sound**. Cut out the words below. Then read each word. Glue the word under the picture of the mouth that is saying the correct sound for the EY.




hey	key	obey
prey	smiley	they

Name: _____

*In the English language there is a voiced and voiceless /w/ and /wh/. Many people are not able to distinguish between the two. Therefore, I do not teach the difference in sound. I teach that the **w sound** can be written with a W or a WH. You have to memorize the difference. One trick is that all question words use a WH at the beginning, but not all WH words are question words.*

OO can represent several different sounds. Two common sounds are the **oo sound** and the **ew sound**. Practice saying the different sounds that OO can represent.

 <p data-bbox="618 940 760 982">/oo/ </p> <p data-bbox="464 1047 597 1121">Middle sound: book</p> 	 <p data-bbox="1036 940 1177 982">/ew/ </p> <p data-bbox="891 1047 1024 1121">Ending sound: broom</p> 
--	---


Practice reading the following words.

<p><u>/oo/</u></p> <p>good</p> <p>hood</p> <p>wood</p> <p>look</p> <p>cook</p> <p>took</p>	<p><u>/ew/</u></p> <p>boo</p> <p>too</p> <p>room</p> <p>zoom</p> <p>moon</p> <p>soon</p>
---	---

Notice any similarities?
/oo/ words end in **d** or **k**.
/ew/ words end in the **oo** or **m** or **n**.
 Circle the ending letters **d** and **k**. Draw a box around the ending **oo** and **m** and **n**.

Name: _____

IGH represents a **long i sound**. Practice saying the **long i sound** using the picture of the mouth below.



Sound out the following word. Circle every the **igh** which will represent the **long i sound**.

sight

night

tonight

bright

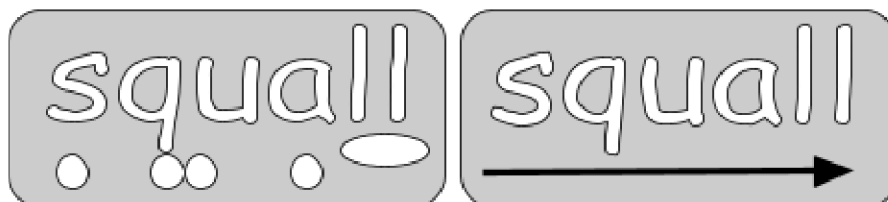
goodnight

moonlight

QU often represents a **k sound** and then a **w sound**. Practice saying the **k sound** and **w sound**.



When **A** is next to an **L** or **W**, the **A** often represents the **aw sound**. Like in call, ball, awful. Sound out the following word.



Name: _____

Read the following high frequency words. Circle any graphemes (letter or letters that represent 1 sound) that give you trouble. Then reread each word.

who who

what what

another another

after after

wonderful

wonderful

Set 4 Book 8:
Max and the Tom Cats

Extra Practice
Post-Reading Worksheets

Name: _____

Read the following poem.

**Do you see the moon?
It will be night soon.
Shh, do not cry,
Sweet babe of mine.
I will sing to you,
A peaceful tune.
I love you always,
For all of my days!**

